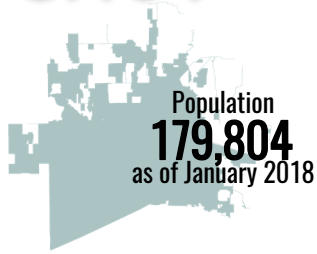


CITY OF MCKINNEY DEVELOPMENT SNAPSHOT

March 2018

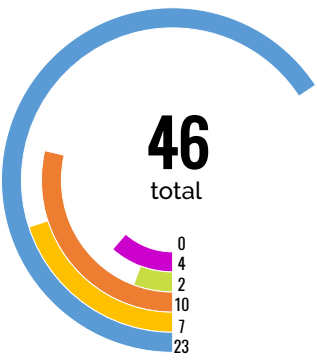


Getting Started

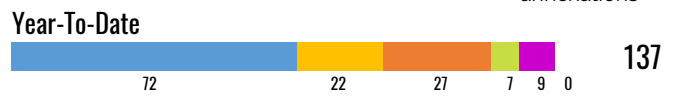
Development Submittals Received this Month

19 pre-development meetings held

Average Days to Hold:
Pre-Development Meetings **12**



- Plats**
residential & commercial plats
- Elevations**
commercial building elevations
- Other**
all other submittal types
- Site Plans**
commercial & multi-family site plans
- Zonings**
initial & rezoning requests
- Annexations**
property owner requests for annexations



12 civil plans

Single Family Lots

Coming Soon **125**

Newly Created **0**

Average Days in Review:

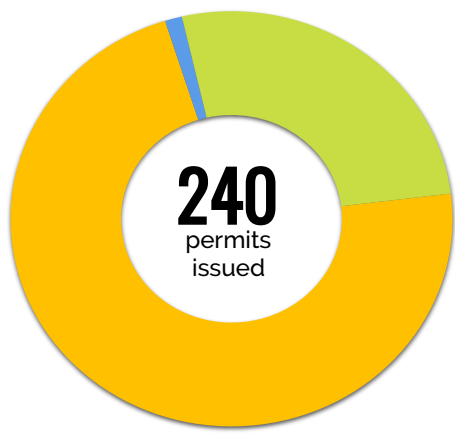
Initial Development Plans **10**

Revised Development Plans **4**

Civil Plans **12**

Going Vertical

Building Permits Issued this Month



- 173** Single Family
\$56,033,786
- 0** Multi-Family (0 units)
n/a
- 3** Commercial (New Construction)
\$3,995,500
- 64** Commercial (Alterations)
\$4,344,495
- 0** Vertical Mixed Use (0 units)
n/a

97% voicemails returned within 24 hrs
3,509 voicemails

Average Days in Review:

Single Family Plans **8**

Initial Commercial Plans **51**

Revised Commercial Plans **43**




100% completed next business day

Year-To-Date (all permit types): 881 permits @ \$312,803,485



Maintain & Sustain

Code Services & Neighborhood Traffic Management Activity this Month



- COMPLAINT DRIVEN**
93 open code cases were complaint driven.
- PROACTIVELY INITIATED**
375 open code cases were initiated by the city.
- RESPONSIVENESS**
100% of all code complaints were investigated within one business day.
- CASE CLOSED**
424 code cases were closed within an average of 9 days.

1 Resolved
neighborhood traffic mgmt complaints

more detailed info available at:
mckinneytexas.org/reports

1 Day
average # of days to resolve complaints