


Paper Diya/Lamp

Materials:

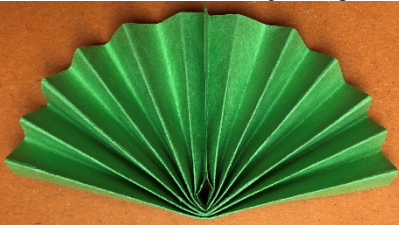
1. Construction paper strip.
2. Glue
3. Markers
4. Scotch Tape
5. Sequin stickers
6. Scissors

Instructions:


1. Make small accordion style folds along the strip of paper.



2. Glue one side. Carefully bring the other end together and stick the two ends together as shown.



3. Glue the cut flame shape piece. Add the sequin stickers and they look festive.



4. Finally glue and tape the popsicle/craft stick to the back side of the lamp to make it a bookmark.

